



**impak Analytics**

Enabling sustainable change™

# EU Taxonomy Solution

An enhanced EU Taxonomy solution with up-to-date, high quality and traceable data covering **listed & private companies**

Aug 2023



## EU Taxonomy Solution



**impak Analytics**

Enabling sustainable change™

### impak Analytics™

A user-friendly impact data & intelligence platform, with impact assessments and scoring solutions based on international standards such as the Impact Management Platform and the UN 17 Sustainable Development Goals.

### Our mission

To help investors and lenders make more sustainable decisions by providing them with impact assessments that go beyond ESG.

### Our team

100+ employees committed to achieving our mission, including 50 expert impact analysts augmented by technology and supported by an experienced management team.

Certified



**IMPACT  
MANAGEMENT  
PLATFORM**





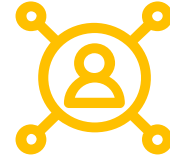
## Challenges facing the financial industry with regards to the EU Taxonomy



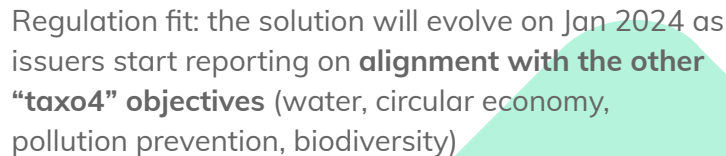
100% coverage ensuring full regulatory compliance and eliminating the need of multiple data providers or any internal processes.



Complexity of EU Taxonomy compliance in an evolving regulatory context



Difficulty accessing up-to-date, traceable data on listed and private equity

[illegible]



## **EU Taxonomy Solution : one solution to comply with the regulation**

**Portfolio coverage :** largest database on the market. We offer EU Taxonomy data on both listed issuers as well as on private companies or government related entities.

**Customized Data Delivery :** our unique feature allows us to provide data in accordance with your template and any other technical or analytical requirements. Seamless integration of impak's data into your existing data lake, established API endpoints, pre-prepared Excel spreadsheets, PDFs, and our web platform.

**Swift Delivery :** experience the fastest delivery speed in the market, with an average turnaround time of 24 hours from the order / disclosure to data feed.



## **EU Taxonomy Solution : one solution to comply with the regulation**

**Superior Quality Estimates :** Data for non-reporting issuers will be provided either through proxy calculations or via web-based questionnaires. Our proxies are based on the most up-to-date database of EU Taxonomy data disclosed by reporting companies.

**Enhanced Data Validation and Audit :** Whether you work in Excel, use our API, or read PDFs, each and every data point is easily traceable to its source. With just a single click, you can validate and audit data by instantly accessing the precise location within the original company report, all in your usual web browser.



AB

Survey SUBMITTED / EU Taxonomy disclosure

[Download Answers](#)

- Profile 0/12
- SDG Alignment questionnaire 0/4
- SFDR metrics 0/61
- **EU Taxonomy disclosure** 0/12


 This category is submitted and locked for editing.

## EU Taxonomy disclosure

[Collapse All](#)

The following section relates to your organization's eligibility and alignment with the European (EU) Taxonomy.

### Taxonomy Eligible Activities

 Taxonomy eligible Revenues

 Taxonomy eligible Capital Expenditure

 Taxonomy eligible Operating Expenses

 Taxonomy eligible assets (financial companies only)

Share of taxonomy eligible assets as % of total covered assets

No answer provided

 Taxonomy eligible underwriting activities (financial companies only)

SURVEY PROGRESS: 0%



## They trust us



Asian Development Bank



HSBC



yunus  
social business



SOCIETE  
GENERALE



MACKENZIE  
Investments



## In the media

LesEchos



Environmental  
Finance



IMPACTALPHA







**impak Analytics**

Enabling sustainable change™

# Thank you

**Paul Allard**

Chief Ecosystem Officer

paul.allard@impakanalytics.com

**Axel Bonaldo**

Head of Sales

axel.bonaldo@impakanalytics.com

**François Le Bel**

Chief Business Development Officer

francois.lebel@impakanalytics.com

**Boris Couteaux**

VP Business and Product Development

boris.couteaux@impakanalytics.com